



DIAMOND CUTTING TOOLS


CIRCULAR SAW BLADE FOR GRANITE



DIAMETER	SIZE OF SEG	NO OF SEG	THICKNESS
Φ250	35x3.0x10	20	2.2
Φ300	40x3.0x10	21	2.2
Φ350	40x3.0x10	24	2.2
Φ400	40x3.4x10	28	2.6
Φ450	40x3.6x10	32	2.8
Φ500	40x3.8x10	36	3.0
Φ550	40x4.2x10	40	3.4
Φ600	40x4.5x10	42	3.6
Φ650	40x4.6x10	46	3.8
Φ700	40x5.0x10	50	4.0
Φ750	40x5.0x10	54	4.0
Φ800	40x5.5x10	57	4.5
Φ850	40x5.5x10	58	4.5
Φ900	40x5.5x10	64	4.5
Φ1000	24x7/6x13	70	5.0
Φ1200	24x7.6/7.0x13	80	5.5
Φ1600	24x8.2/7.4x13	108	6.5
Φ1600	24x9.2/8.6x13	108	7.2
Φ1800	24x10.5/9.5x15	118	8.0
Φ2000	24x10.5/9.5x15	128	8.0
Φ2200	24x11.5/10.5x15	132	9.0
Φ2500	24x11.5/10.5x15	140	9.0
Φ3000	24x13.1/12.2/11.5x20	160	10.0
Φ3500	24x13.8/13/12.2x20	180	10.0




CIRCULAR SAW BLADE FOR MARBLE



DIAMETER	SIZE OF SEG	NO OF SEG	THICKNESS
Φ250	35x3.2x8	20	2.2
Φ300	40x3.2x8	21	2.2
Φ350	40x3.2x8	25	2.2
Φ400	40x3.6x8	29	2.6
Φ450	40x3.8x8	32	2.8
Φ500	40x4.0x8	36	3.0
Φ550	40x4.2x8	40	3.2
Φ600	40x4.6x8	42	3.6
Φ650	40x4.6x8	46	3.6
Φ700	40x5.0x8	50	4.0
Φ800	40x5.5x8	46	4.5
Φ850	40x6.0x8	48	5.0
Φ900	40x6.0x8	55	5.0
Φ1000	24x7.5x10	70	5.5
Φ1200	24x8.0x10	80	6.0
Φ1600	24x10x10	108	7.2
Φ1800	24x10.5x10	120	8.0
Φ2000	24x12x10	128	9.0

CIRCULAR SAW BLADE FOR CERAMIC/CRYSTALLIZED GLASS



DIAMETER	SIZE OF SEG	NO OF SEG	THICKNESS
Φ300	45.21/42.82x2.4x8	21	1.8
Φ350	44.37/42.11x2.4x8	25	1.8
Φ400	43.50/41.77x2.8x8	29	2.2



CIRCULAR SAW BLADE FOR SANDSTONE



DIAMETER	SIZE OF SEG	NO OF SEG	THICKNESS
Φ350	40x3.5x10/12	24	2.2
Φ400	40x4.0x10	28	2.6
Φ450	40x4.2x10	32	2.8
Φ500	40x4.5x10	36	3.0
Φ600	40x5.0x10	36	3.6
Φ650	40x5.0x10	42	3.8
Φ700	40x5.5x10	46	4.0
Φ750	40x5.5x10	46	4.0
Φ900	24x7.5x12.5	64	4.5
Φ1000	24x7.5x12.5	70	5.0
Φ1200	24x7.5x10	80	5.5
	24x8x12.5		
Φ1350	24x8.3/7.8/7.5x15	90	6.0
Φ1400	24x8x12.5	92	6.0
Φ1600	24x10x12.5	108	7.2
Φ1800	24x10.5x12.5	120	8.0
Φ2000	24x12x12.5	128	9.0

SAW BLADE FOR HORIZONTAL CUTTING



DIAMETER	SIZE OF SEG	NO OF SEG	THICKNESS
Φ300	40x4.2x10	24	3.0
Φ400	40x5.0x10	28	3.0
Φ500	40x6.0x10	36	4.0




MULTI-CIRCULAR BLADE



DIAMETER	SIZE OF SEG	NO OF SEG	THICKNESS
Φ1000	23x7.0/6.5x13	70	5.0
Φ1200	23x7.5/6.5x13/12.8	80	5.5
Φ1600	23x8.5/7.5x13	108	6.5
Φ1600	23x9.0/8.6x13	108	7.2

MULTI-CIRCULAR BLADE



DIAMETER	SIZE OF SEG	THICKNESS
Φ1000-Φ3500	24x7.8/6.8x15	5.5
	24x8.8/7.8x15	6.5
	23x9.4/8.6x13	7.2

GANG SAW



APPLICATION	SIZE OF SEG	THICKNESS
FOR CUTTING MARBLE	20x3.5/3.1x8	2.0
	20x4.0/3.5x8	2.5
	20x5.2/4.8x8	3.0
	20x5.5/5.0x8	3.5